




During this topic the children will learn about the world around them. We will discuss our likes and dislikes and how we are similar and different to our friends.. Making friends and routines are a key part of this half term.

Communication, Language and Literacy 	Mathematics 	Understanding of the World 
<p style="text-align: center;"><b>Phonics</b></p> <ul style="list-style-type: none"> <li>Link some sounds to letters.</li> <li>Name and sounding letters of the alphabet</li> <li>Hear &amp; say sounds in words</li> </ul> <p style="text-align: center;"><b>Reading</b></p> <ul style="list-style-type: none"> <li>To recognise a few familiar word</li> <li>To segment and blend words orally</li> </ul> <p style="text-align: center;"><b>Writing</b></p> <ul style="list-style-type: none"> <li>To give meaning to the marks we make</li> <li>To begin to use some clearly identifiable letters in writing.</li> <li>To write/copy our own name</li> </ul>	<p style="text-align: center;"><b>Number</b></p> <ul style="list-style-type: none"> <li>To count reliably up to 10 (and beyond) everyday objects</li> <li>To recognise numerals to 10 (and beyond)</li> <li>To form numbers correctly</li> </ul> <p style="text-align: center;"><b>Shape, space and measures</b></p> <ul style="list-style-type: none"> <li>Describe shapes in simple models, pictures and patterns</li> <li>Make shape pictures</li> <li>Using language to compare quantities (heavier, lighter)</li> </ul>	<p style="text-align: center;"><b>The World</b></p> <ul style="list-style-type: none"> <li>To show an interest in the world and explore different aspects</li> <li>Show care and concern for living things and the environment.</li> </ul> <p style="text-align: center;"><b>People and Communities</b></p> <ul style="list-style-type: none"> <li>To recognise similarities and differences in our lives</li> </ul> <p style="text-align: center;"><b>Technology</b></p> <ul style="list-style-type: none"> <li>To show an interest in technology</li> <li>Use a desktop mouse.</li> <li>Use computers and laptops/tablets</li> <li>Use the interactive white board during child initiated.</li> </ul>
Personal, Social and Emotional 	Expressive Arts and Design 	Physical Development 
<ul style="list-style-type: none"> <li>Work as part of a group taking turns and sharing fairly.</li> <li>Respond to experiences showing awareness of own feelings</li> <li>To join in a range of activities choosing resources independently</li> <li>Know our school values and learning the expectations.</li> </ul>	<ul style="list-style-type: none"> <li>Sing simple songs from memory</li> <li>Explore colour, texture, shape form and space in 3D and 2D</li> <li>Autumn colour painting, printing, collage, shape pictures</li> <li>Enjoy and explore ongoing role play and drama activities</li> <li>Make up simple songs and rhythms</li> </ul>	<ul style="list-style-type: none"> <li>Move with greater confidence in a variety of ways using an awareness of space</li> <li>Develop greater fine motor control and coordination</li> <li>To dress and undress with some support</li> <li>To hold scissors correctly and improve cutting skills</li> <li>To hold a pencil between thumb and 2 fingers.</li> </ul>

### How can I help my child?

- Encourage your child to put on and take off their shoes and clothes
  - Share books with your child
  - Eat with cutlery and to cut up foods
  - Encourage your child to use good manners