







Nursery Curriculum Information - Autumn 2nd Half Term

This Half Term's Topic is **TOYS**

In this topic your child will be learning all about each others favourite toys, as well as toys from the past.

<p>Communication, Language and Literacy</p> 	<p>Mathematics</p> 	<p>Understanding of the World</p> 
<p><u>This half term we will be:</u></p> <p>Listening to a range of stories: Robin Red Vest, The Snowman, Gruffalo's Child, Stick Man, The Snow Lambs and the Nativity story.</p> <p>Recognise own name</p> <p>Overwrite and copy words linked to topic: Power Writing differentiated group time.</p> <p>Join in with nativity and Christmas songs</p>	<p><u>This half term we will be:</u></p> <p>Sorting by type</p> <p>More and less: "Can you give me 2 more?" "Who has more?"</p> <p>1-1 counting, understanding quantity and numerals</p> <p>Rote counting to 10, then 15</p> <p>Shape - recognising shapes from a group: "Can you find a circle?"</p>	<p><u>This half term we will be:</u></p> <p>Looking at old and new toys, wind up toys, and how they move.</p> <p>Changes in winter weather.</p>
<p>Key Vocabulary:</p> <p>Winter words: cold, snow, freeze, snowflake, ice,</p>	<p>Key Vocabulary:</p> <p>Can you give me two more? Who has more? Can you find a circle?</p>	<p>Key Vocabulary:</p> <p>Winter, cold, freeze, melt, toys, old, new</p>
<p>Personal, Social and Emotional</p> 	<p>Expressive Arts and Design</p> 	<p>Physical Development</p> 
<p><u>This half term we will be:</u></p> <p>Learning to share: some things are theirs, some things are shared, and some things belong to others.</p>	<p><u>This half term we will be:</u></p> <p>Craft skills: making snowflakes from a variety of materials, Christmas craft—glitter, dipping, adults to model.</p> <p>Acting out roles from the Nativity story.</p>	<p><u>This half term we will be:</u></p> <p>Gross motor: introducing wheeled toys, balancing frames, promoting balance, MUGA, outdoor classroom</p> <p>Fine motor: begin mark making by over-copying patterns.</p>
<p>Key Vocabulary:</p> <p>share, friends, kind, friendly.</p>	<p>Key Vocabulary:</p> <p>Glue, stick, create, make, cut.</p>	<p>Key Vocabulary:</p> <p>lines, circles</p>
<p>How can I help my child?</p>		
<p>Independent skills</p> <p>Putting on own coat, fastening zip, taking off/putting on own jumper, recognise own items, e.g. coat.</p> <p>Ask your child questions about themselves: what is your full name, where do you live, how old are you, etc.</p>		